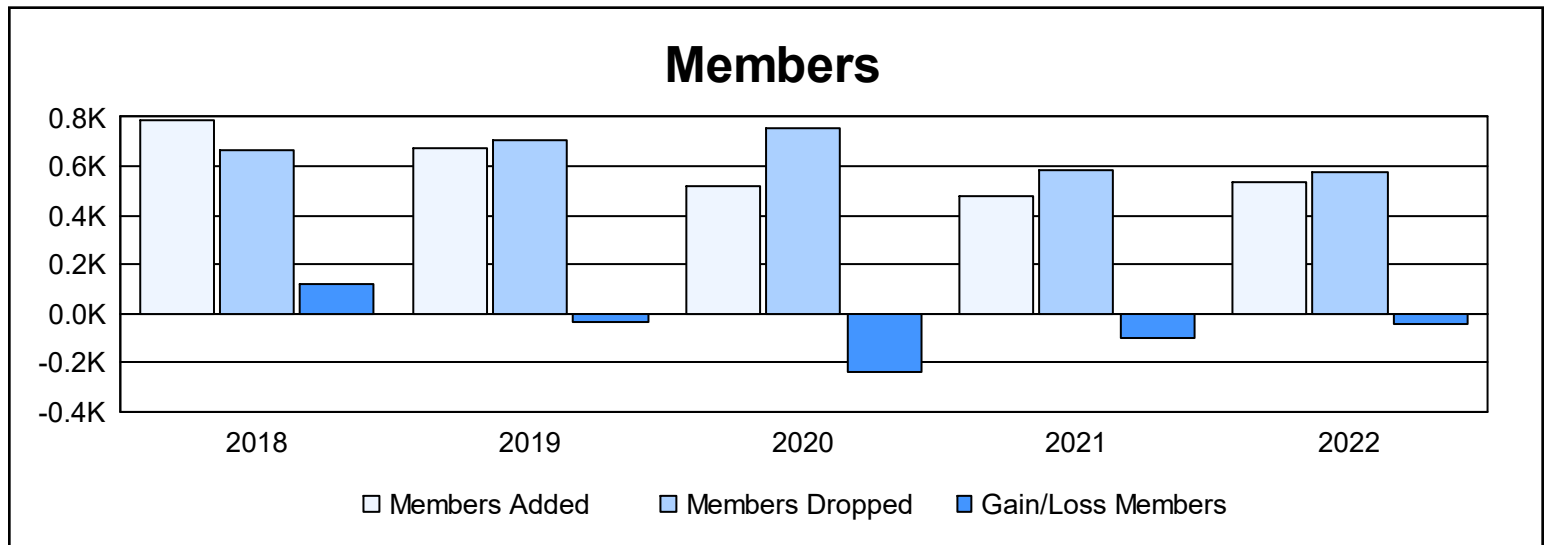
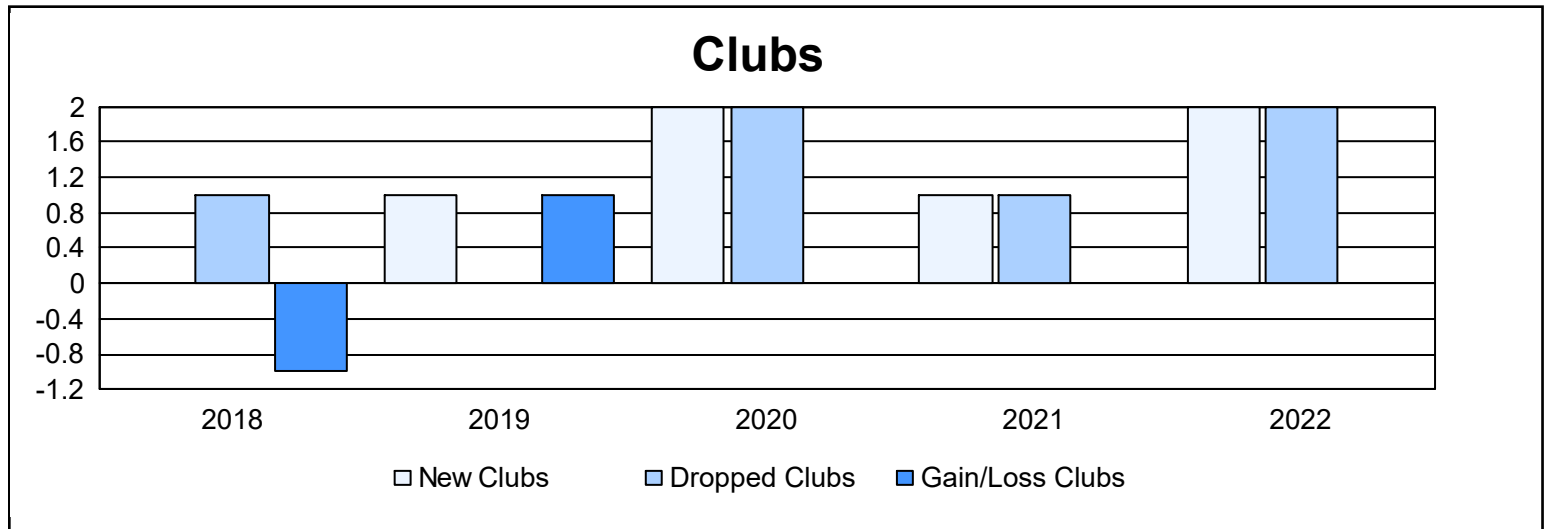
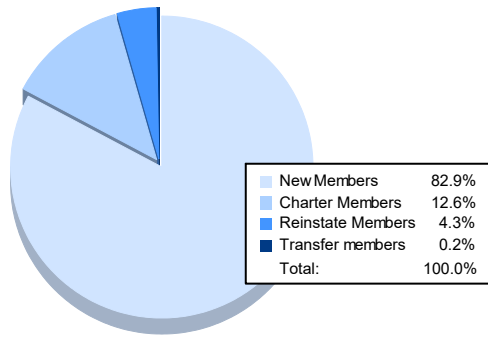


| Year           | New Clubs | Dropped Clubs | Gain/ Loss Clubs | New Members | Charter Members | Reinstate Members | Transfer Members | Total Member Added | Total Members Dropped | Gain/ Loss Members |
|----------------|-----------|---------------|------------------|-------------|-----------------|-------------------|------------------|--------------------|-----------------------|--------------------|
| 2017-2018      | 0         | 1             | -1               | 765         | 1               | 17                | 5                | 788                | 667                   | 121                |
| 2018-2019      | 1         | 0             | 1                | 624         | 36              | 15                | 1                | 676                | 708                   | -32                |
| 2019-2020      | 2         | 2             | 0                | 440         | 59              | 18                | 0                | 517                | 752                   | -235               |
| 2020-2021      | 1         | 1             | 0                | 445         | 26              | 11                | 0                | 482                | 583                   | -101               |
| 2021-2022      | 2         | 2             | 0                | 441         | 67              | 23                | 1                | 532                | 576                   | -44                |
| <b>Average</b> | <b>1</b>  | <b>1</b>      | <b>0</b>         | <b>543</b>  | <b>38</b>       | <b>17</b>         | <b>1</b>         | <b>599</b>         | <b>657</b>            | <b>-58</b>         |



### Membership Composition June 2022 Cumulative



### Gender Composition June 2022 Cumulative

